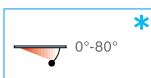




# D05E70N

**oildynamic**  
pivot system

# D05E70SOL

**free version**  
without stop

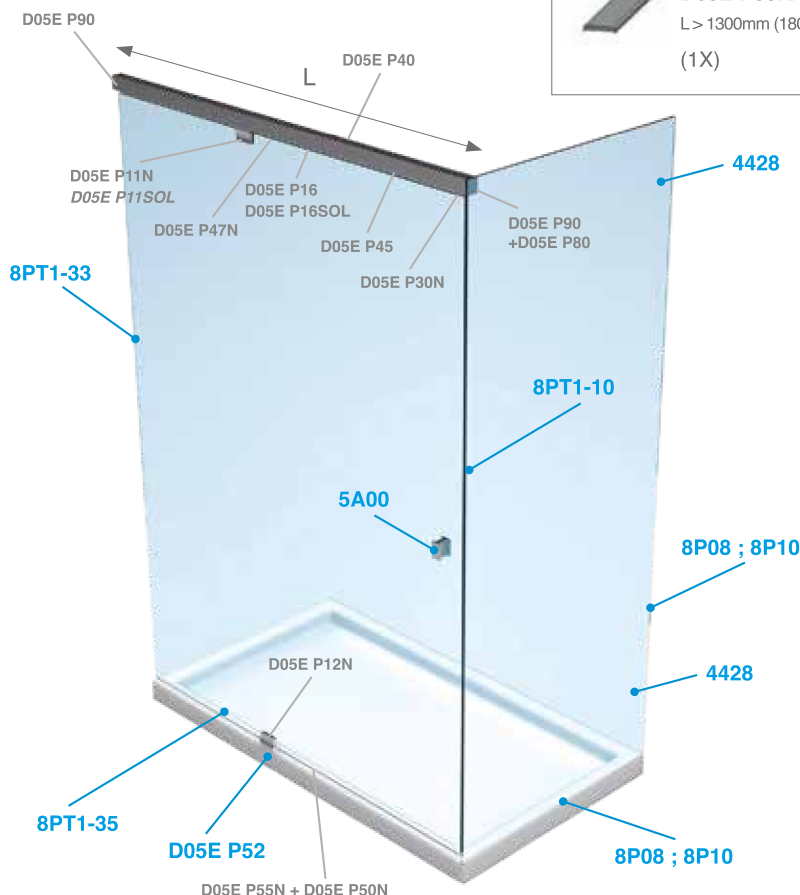


## SLASH oildynamic pivot system

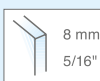
- Kit Slash per box doccia con 1 spalla in vetro. Stop a +90°.
- Kit Slash para box ducha: 1 lado en vidrio. Stop a +90°.
- Set Slash for shower tray wall-glass. One door. Stop at +90°.
- Set Slash für Wand-Glas Dusche. Eine Tür. +90° Feststellung.
- Kit Slash pour cabine de douche avec 1 fixe latéral. Arrêt à +90°.

\*

È necessaria una battuta in chiusura in quanto la cerniera ha una precarica - Necesita de un cierre con tope, puesto que la bisagra tiene una precarga - The hinge is preloaded which makes an end stop necessary - Ein Anschlag ist notwendig, da der Beschlag eine Vorspannung besitzt - La charnière a une charge, il est donc nécessaire d'avoir un arrêt de fermeture.

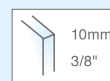


Da specificare all'ordine - Especificar en el pedido - Specify at time of order  
Bitte mit der Bestellung genau angeben - Préciser lors de la commande



D05E70N/08

D05E70SOL/08



D05E70N/10

D05E70SOL/10

## Compresso / Included

**OILDYNAMIC**  
VERSION



D05E P16 (1X)



D05E P11N/08 (1X)  
(vetro/glass 8mm)  
D05E P11N/10 (1X)  
(vetro/glass 10mm)

**FREE**  
VERSION



D05E P16SOL  
(1X)



D05E P11SOL/08 (1X)  
(vetro/glass 8mm)  
D05E P11SOL/10 (1X)  
(vetro/glass 10mm)



D05E P12N/08 (1X)  
(vetro/glass 8mm)  
D05E P12N/10 (1X)  
(vetro/glass 10mm)



D05E P47N  
(1X)



D05E P80  
(1X)



D05E P30N  
(1X)



D05E P90  
(2X)

## Non compresso / Not included



D05E P40/13 (1,25 mt)  
L ≤ 1300mm (630mm MIN)  
D05E P40/18 (1,75 mt)  
L > 1300mm (1800mm MAX)  
(1X)



D05E P45/09  
(0,9 mt)  
(1X) L ≤ 900mm  
(2X) L > 900mm




D05E P55N/13 (1,3 mt)  
L ≤ 1300mm (630mm MIN)  
D05E P55N/18 (1,8 mt)  
L > 1300mm (1800mm MAX)  
(1X)




D05E P50N  
(1X)

## OPTIONAL

Coperture inox per - Cubiertas de acero inoxidable para - Stainless steel covers for - Abdeckungen aus Edelstahl für - Cache inox pour



D05E P40  
C D05E P40/13  
C D05E P40/18  
(1X)



D05E P90  
C D05E P90  
(1X)

Profilo deviatore antisciacchiamento - Perfil desviador anti aplastamiento - Seal against finger crush Fingerklemmschutzprofil - Joint anti-pincement



8PT1-33  
(1X)

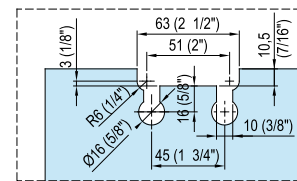
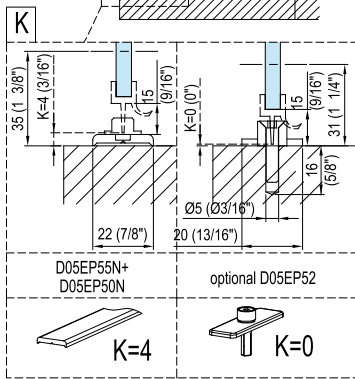
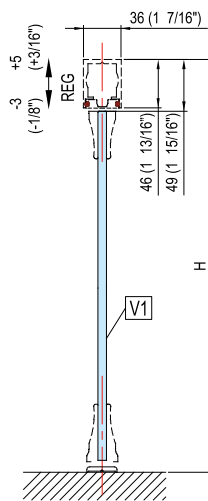
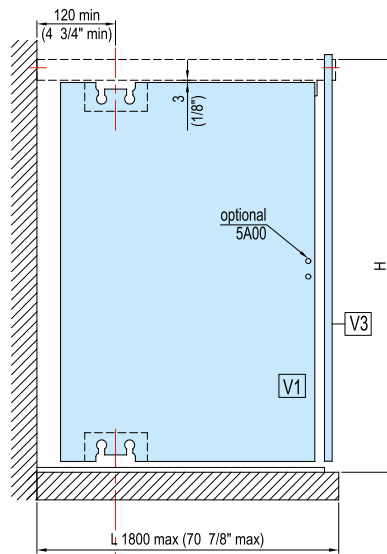
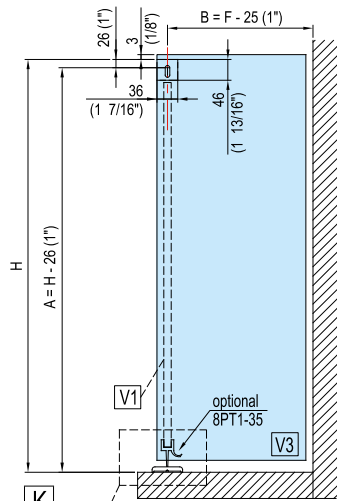


D05E P52  
(1X)

# D05E70N

# D05E70SOL

# SLASH system



$$LM = L - G - 38 (1 \frac{1}{2} \text{\"})$$

$$< P$$

$$P$$

$$HM$$

$$HM = H - 49 (1 \frac{15}{16} \text{\"}) - X - K$$

$$HM = H - 49 (1 \frac{15}{16} \text{\"}) - X - K$$

$$HM = H - 49 (1 \frac{15}{16} \text{\"}) - X - K$$

$$K = 4$$

$$K = 4$$

$$K = 4$$

$$K = 4$$

$$K = 4$$

$$K = 4$$

$$K = 4$$

$$K = 4$$

$$K = 4$$

$$K = 4$$

$$K = 4$$

$$K = 4$$

$$K = 4$$

$$K = 4$$

$$K = 4$$

$$K = 4$$

$$K = 4$$

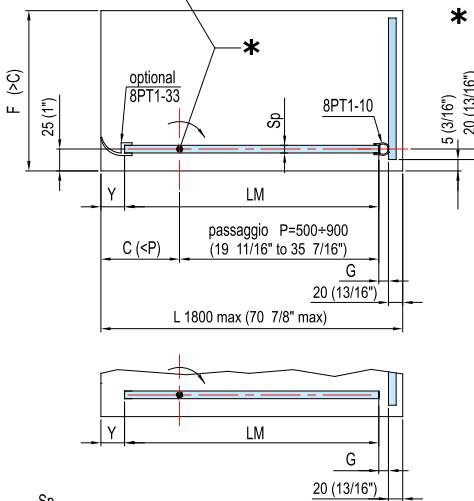
$$K = 4$$

$$K = 4$$

$$K = 4$$

$$K = 4$$

$$K = 4$$



\* CENTRO DI ROTAZIONE  
ROTATION POINT

Sp	Y	G
8 (5/16")	18 (23/32")	6 (1/4")
10 (3/8")	18 (23/32")	8 (5/16")

Sp	Y	G
8 (5/16")	3 (1/8")	3 (1/8")
10 (3/8")	3 (1/8")	3 (1/8")

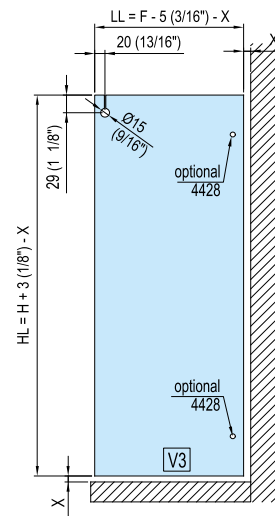
\*  
Definire il passaggio P voluto.  
Valutare il centro di rotazione e  
definire la larghezza LM totale.

Definir el pasaje P deseado.  
El centro de la vuelta de evaluar y  
definir el ancho total LM.

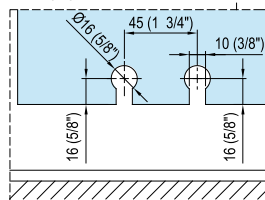
Define the desired passage P.  
Consider the rotation point and  
define the total width LM.

Den gewünschte Durchgang P  
definieren. Auf den Drehpunkt  
achten und die Gesamtbreite LM  
definieren.

Définir le passage P souhaité.  
Evaluer le centre de rotation et  
définir la largeur LM totale.



CON GUARNIZIONE  
WITH GASKET



SENZA GUARNIZIONE  
WITHOUT GASKET

