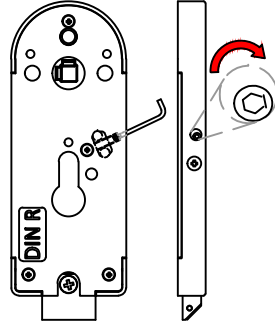
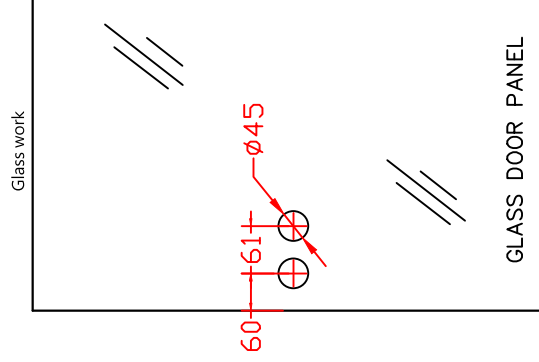


# Glass Door Lock & Strike Box Installation Instruction

## FEATURES :

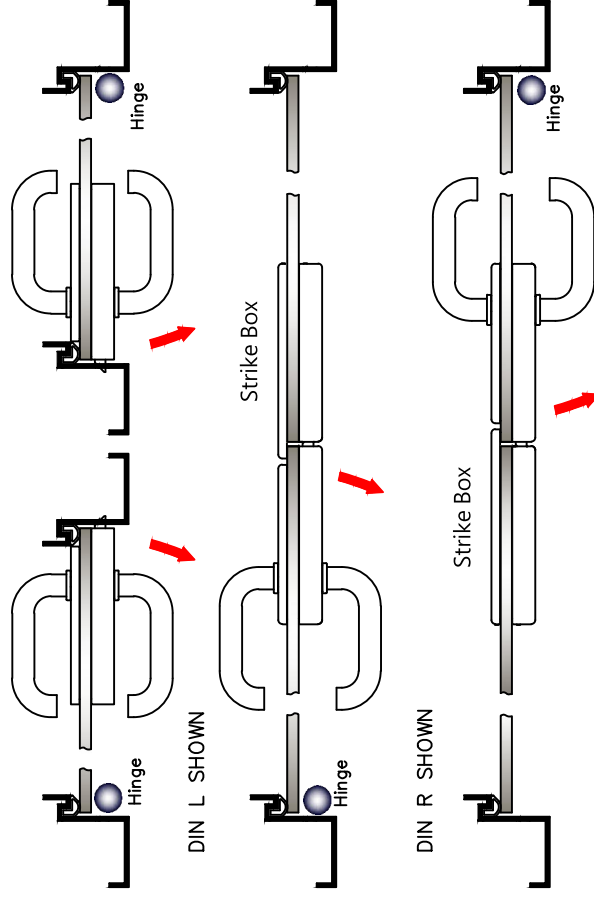
- Low noise whisper functionality
- Clamp follower function
- Adjustable spring force function
- Suitable for glass thickness 8~12mm
- 16/18mm handle holder for option
- Easy exchange DIN Left & Right side
- Patented



Turning Allen key to get stronger spring force


DIN L SHOWN

DIN R SHOWN




DIN R Shown

Handle Function shown



Strike Box Shown



Lock Shown

